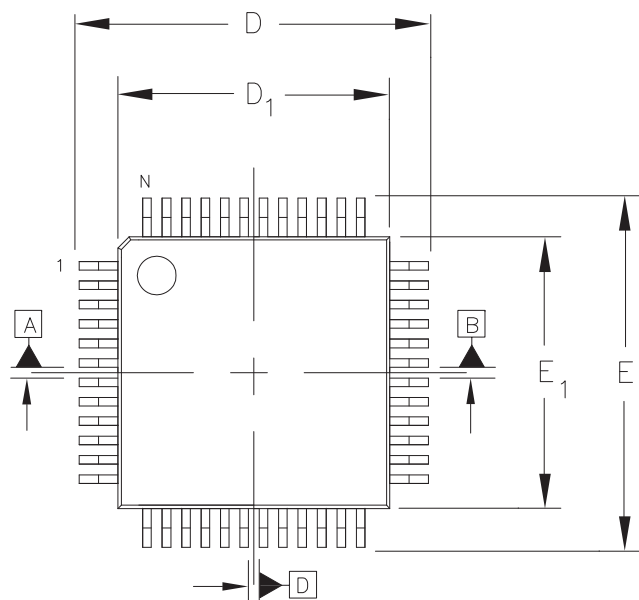
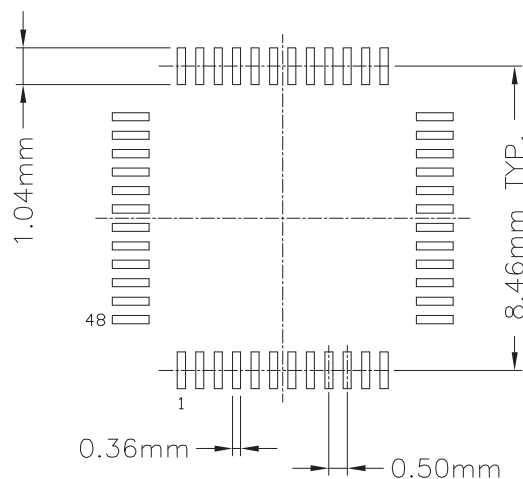


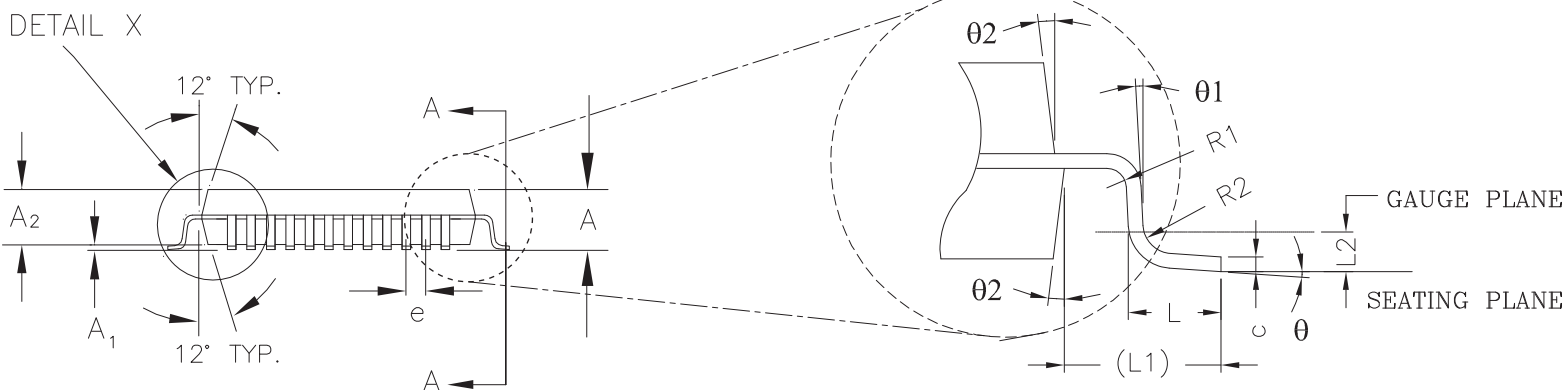
REVISION HISTORY			
REV.	DISCRIPTION	DATE	APP'D
A	DRAWING ORIGINATION	12/9/13	AD
B	CORRECTED PIN COUNT	ECN 1834-01 jh 7/10/18	YG



RECOMMENDED PCB LAND PATTERN



48 Pin TQFP JEDEC MS-026 Variation ABC						
SYMBOLS	DIMENSIONS IN MM (Control Unit)			DIMENSIONS IN INCH (Reference Unit)		
	MIN	NOM	MAX	MIN	NOM	MAX
A	—	—	1.20	—	—	0.047
A1	0.05	—	0.15	0.002	—	0.006
A2	0.95	1.00	1.05	0.037	0.039	0.041
b	0.17	0.22	0.27	0.007	0.009	0.011
c	0.09	—	0.20	0.004	—	0.008
D	9.00 BSC			0.354 BSC		
D1	7.00 BSC			0.276 BSC		
E	9.00 BSC			0.354 BSC		
E1	7.00 BSC			0.276 BSC		
e	0.50 BSC			0.020 BSC		
L	0.45	0.60	0.75	0.018	0.024	0.030
L1	1.00 REF			0.039 REF		
L2	0.25 BSC			0.010 BSC		
R1	0.08	—	—	0.003	—	—
R2	0.08	—	0.20	0.003	—	0.008
θ	0°	3.5°	7°	0°	3.5°	7°
$\theta 1$	0°	—	—	0°	—	—
$\theta 2$	11°	12°	13°	11°	12°	13°
N	48			48		



	EXAR CORPORATION		
	48 PIN TQFP PACKAGE OUTLINE		
Packaging Approval:		Drawing No:	POD-0000038
By: YG	Date: 7/10/18	Revision: B	Sheet: 1 OF 1