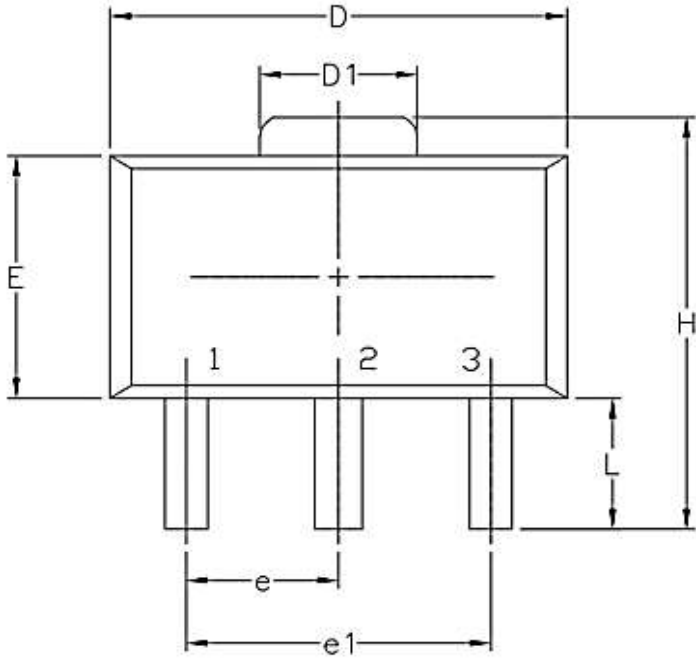
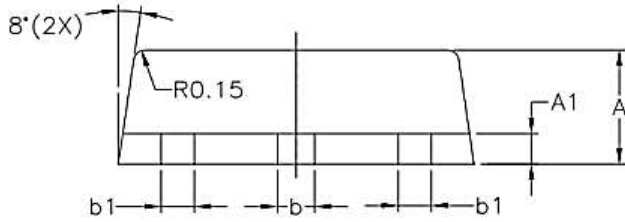
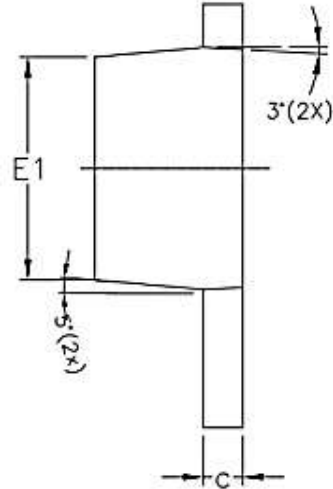


Part Number	Package   Size	Subcon   Reference Doc & Rev
SPX431AM1-L/TR	SOT-89 3L	EXAR   3-PIN SOT-89

Top View

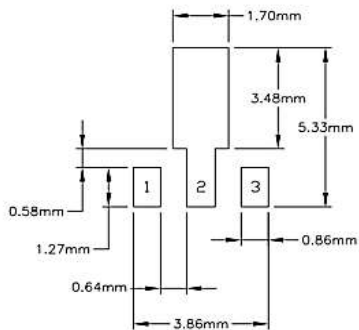


Front View



Side View

Recommended PCB Land Pattern



3 Pin SOT-89 JEDEC TO-243 Variation AA						
SYMBOLS	DIMENSIONS IN MM (Control Unit)			DIMENSIONS IN INCH (Reference Unit)		
	MIN	NOM	MAX	MIN	NOM	MAX
A	1.40	1.50	1.60	0.055	0.059	0.063
A1	0.30	0.40	0.50	0.011	0.015	0.019
b	0.44	0.47	0.56	0.017	0.018	0.022
b1	0.36	0.42	0.48	0.014	0.016	0.019
c	0.35	0.40	0.44	0.014	0.015	0.017
D	4.40	4.50	4.60	0.173	0.177	0.181
D1	1.62	1.60	1.83	0.064	0.062	0.072
E	2.29	2.50	2.60	0.090	0.098	0.102
E1	2.13	—	2.29	0.084	—	0.090
e	1.50 BSC			0.059 BSC		
e1	3.00 BSC			0.118 BSC		
H	3.94	—	4.25	0.155	—	0.167
L	0.89	—	1.20	0.035	—	0.047
N	3			3		

