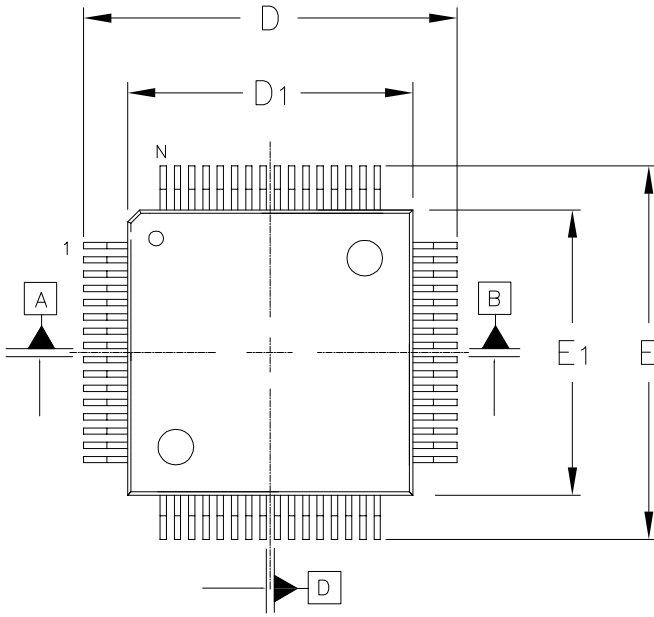
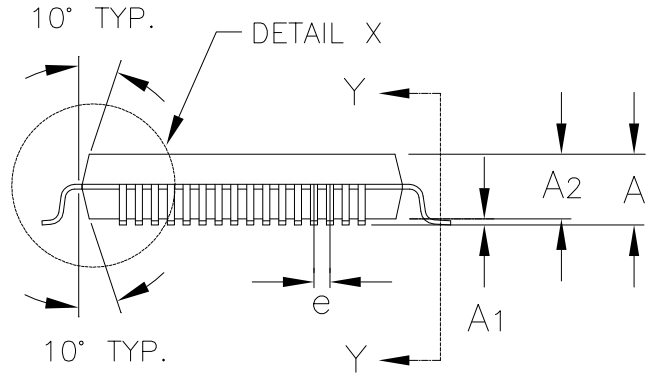


Revision History

REV.	Description	Date	APP'D
A	DRAWING ORIGATION	SEPT/06/2018	ECN 1838-03 <i>jh</i>



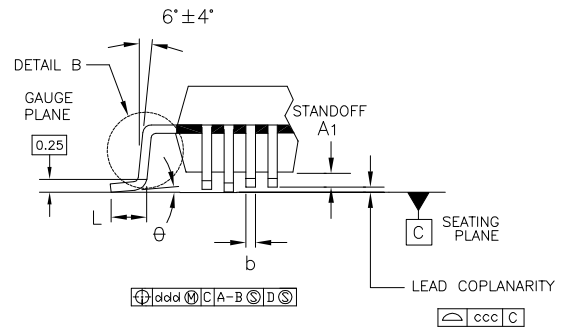
TOP VIEW



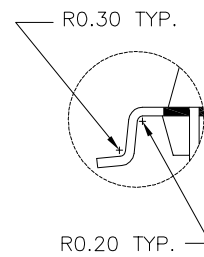
SIDE VIEW

DIM SYMBOL	MIN	NOM	MAX
A	-	-	2.5
A1	0.25	-	0.5
A2	1.80	2.00	2.20
D	12.95	13.20	13.45
D1	9.90	10.00	10.10
e	0.50 BSC		
E	12.95	13.20	13.45
E1	9.90	10.00	10.10
b	0.17	0.22	0.27
L	0.73	0.88	1.03
θ	0		7
ddd	0.08		
ccc	0.08		
N	64		

TERMINAL DETAILS



DETAIL X



DETAIL B

- ALL DIMENSIONS ARE IN MILLIMETERS, ANGLES ARE IN DEGREES.
- DIMENSIONS AND TOLERANCE PER JEDEC MS-029.

		MAXLINEAR CORPORATION	
		64LD 10x10 QFP Package Outline Drawing	
Packaging Approval:		Drawing No.: POD-000000 144	Sheet 1 OF 1
By: YG Eom	Date: SEPT.06.2018	Revision: A	